


Antarès 8



Document non contractuel



Profile: cruising and fishing trips

- The first true cruising boat in the Antarès range.
- The Antarès 8 offers a large living space in the wheelhouse saloon with a panoramic view.

Key features:

- Beneteau Powerboat semi-planing hull. Design by Sarrazin Design
- Space: large living space in the wheelhouse (2.48m wide x 2m long)
- Large triple-function, easy to handle saloon:
 - saloon (face-to-face)
 - co-pilot bench (facing the sea)
 - double berth (2m x 1.2m)
- Light and ventilation via large sliding hatch
- Cockpit that can be personalised (4 layout modes)
- Beachable
- Excellent equipment value for money

New for 2009:

- Translucent PMMA panoramic window aft
- 88 L rigid black water holding tank (standard)
- Interior windscreen curtain (standard)
- Blue hull (option)

BANGOR
(01248) 363 414
info@dickies.co.uk

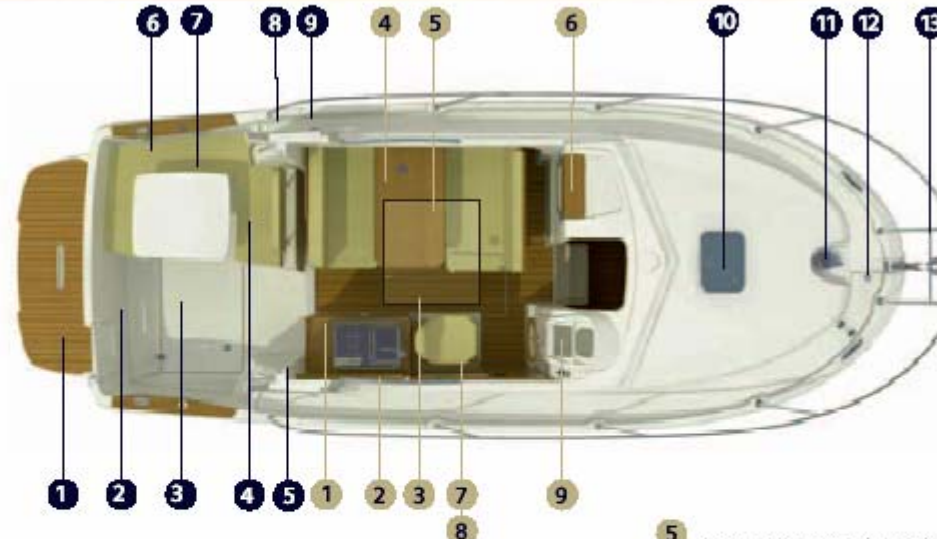
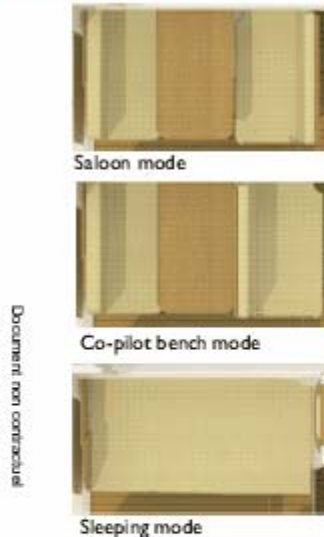
PWLLHELI
(01758) 701 828
pwillheli@dickies.co.uk

BRIGHTON
(01273) 675 755
brighton@dickies.co.uk

SWANSEA
(01792) 645 303
swansea@dickies.co.uk

SOUTHAMPTON
(02380) 211398
southampton@dickies.co.uk

Antarès 8



Cockpit/Deck:

- 1 Slatted solid natural wood bathing platform (option)
- 2 Cockpit 2.4m x 1.85m
- 3 Large cockpit locker (2 gas struts)
- 4 Cockpit bench (option)
- 5 Gas locker
- 6 4-seater cockpit saloon convertible to sunbathing area (1.64m x 1.12m)

- 7 300L fuel tank
- 8 Scuppers for side deck drainage
- 9 Fuel filler
- 10 Opening hatch in coachroof
- 11 700W vertical electric windlass with up/down (option)
- 12 Chain locker
- 13 Semi-opening pulpit
- 14 Width of side decks (18cm port – 25cm starboard)

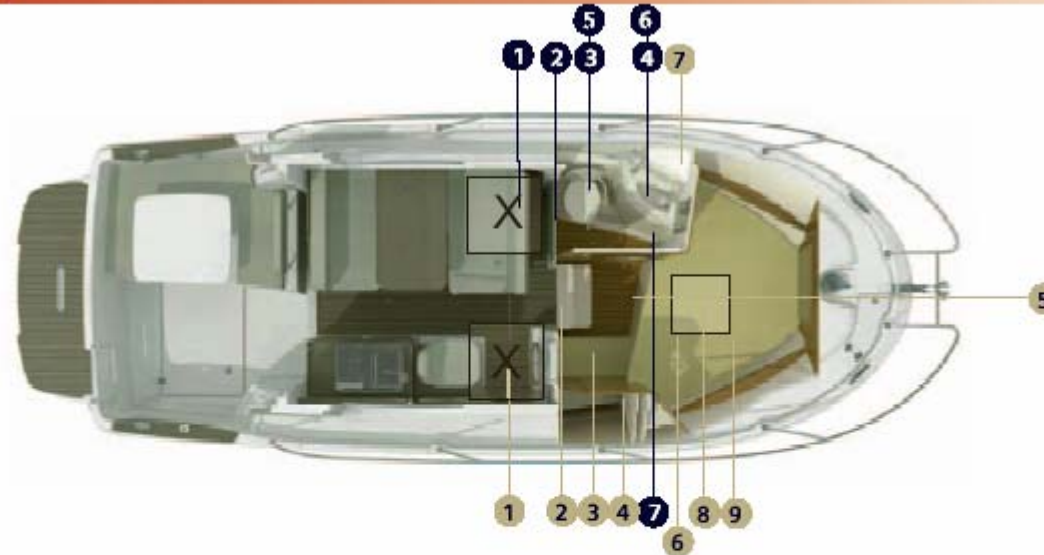
Wheelhouse: Headroom = 1.98m

- 1 Laminated wood type soles with black strips – fruitwood stained Alpi woodwork
- 2 Fitted galley. Stainless steel sink – 2-burner gas hob – stowage – drawer – icebox (refrigerator available as an option)
- 3 Engine compartment access hatch (2 gas struts)
- 4 Saloon (4 persons) convertible to double berth (2.17m x 1.17m)

- 5 Large sliding hatch (option)
- 6 Stowage
- 7 Adjustable deep pilot seat
- 8 Stowage beneath pilot seat
- 9 Helm position with wooden steering wheel – hydraulic steering (option) – space for navigation electronics – steering compass – 6-switch electrical panel – 12V socket – fuel gauge – engine indicator – oddments locker.

Antarès 8

Document non contractuel



Head compartment: Headroom = 1.81m

- 1 Position for water heater (option)
- 2 Access hatch to optional water heater
- 3 Marine WC
- 4 Basin with shower on flexible hose
- 5 Stowage
- 6 Opening coachroof port
- 7 Sliding door

Owner's cabin: Headroom = 1.83m

- 1 100L water tank beneath helm position
- 2 Access hatch to batteries (2 x 110Ah)
- 3 Seat (battery switch beneath seat)
- 4 Hanging locker
- 5 Curtain separating cabin/companionway
- 6 Double berth (2.15m x 1.65m)
- 7 Position for 88 L rigid tank (standard)
- 8 Opening hatch
- 9 Access to bow thruster space

Antarès 8 - Sea trials record sheet

SPEED/FUEL CONSUMPTION TABLE

ENGINES

NANNI DIESEL 200 hp

Type of engine	NANNI T4 200 cv
Number of engines	1
Type of transmission	TTM0A 2,45/1
Propeller used during trials	Propeller 4 blades 22X20 RH40 75% Z

CONDITIONS DURING TRIALS

Yanmar 4BY 150

These results, obtained under optimal conditions, are for guidance only.

New hull - no antifouling - sea state slight - swell 60-80 cm - wind 5 knots - no current

Unladen displacement	3114 Kg
240 L fuel	200 Kg
100 L water	100 Kg
3 crew	225 Kg
Ground tackle + safety equipment	190 Kg
Additional loading	750 Kg
Total displacement of boat tested	4579 Kg

NANNI T4 200 hp

RPM on instrument panel	Average speed on the radar in knots	Engine fuel consumption in litres per hour
1000	5	2,2
1200	5,7	3,2
1400	6,3	4,3
1600	6,8	6,5
1800	7,4	8,6
2000	8	11,5
2200	8,5	14,4
2400	9,1	16,9
2600	10,2	20,5
2800	11,6	25,6
3000	13,7	28,4
3200	16	31,7
3400	18,5	37,1
Max 3600	20,7	41,4

Text in bold: Recommended "economical" cruising speed at 80% of maximum power

NB: weather and load state differ noticeably depending on the boats tested