

## Antarès II



### Profile: Cruising and occasional fishing

The Antarès II inaugurates the new generation of large Antarès with the keywords 'more space, and more comfort'.

The first powerboat to offer a large complete flybridge (driving position + saloon + sunbathing platform).

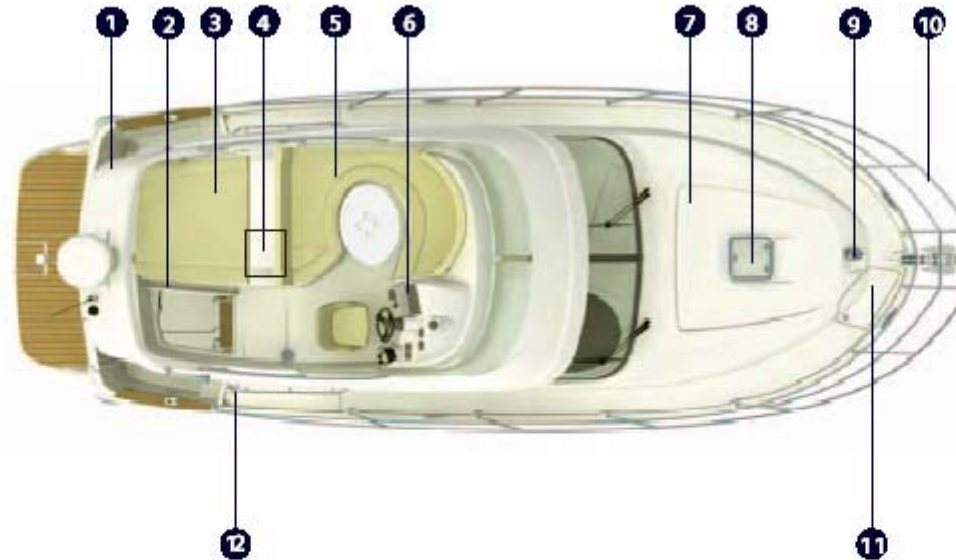
The first powerboat to offer 2 double berth cabins.

### Key Features:

- **Designer: P. Sarrazin / Hull Design: Beneteau Power**
- **Greater living space** (width: 3.80m as against Antarès 10.80 living space width of only 3.44 m)
- **Large flybridge** (dimensions same as Antarès 12 flybridge)
- **Welcoming interior layout**
  - Large L-shaped galley opposite saloon
  - Removable saloon seats
- **Practical layout**
  - Ample stowage (under saloon and driver benches)
  - Wide access hatches to technical areas (engine – plumbing / electricity)
  - Sliding door to owner's cabin
  - Heads with separate shower and WC compartments

## Antarès II

Document non contractuel



### Fly bridge:

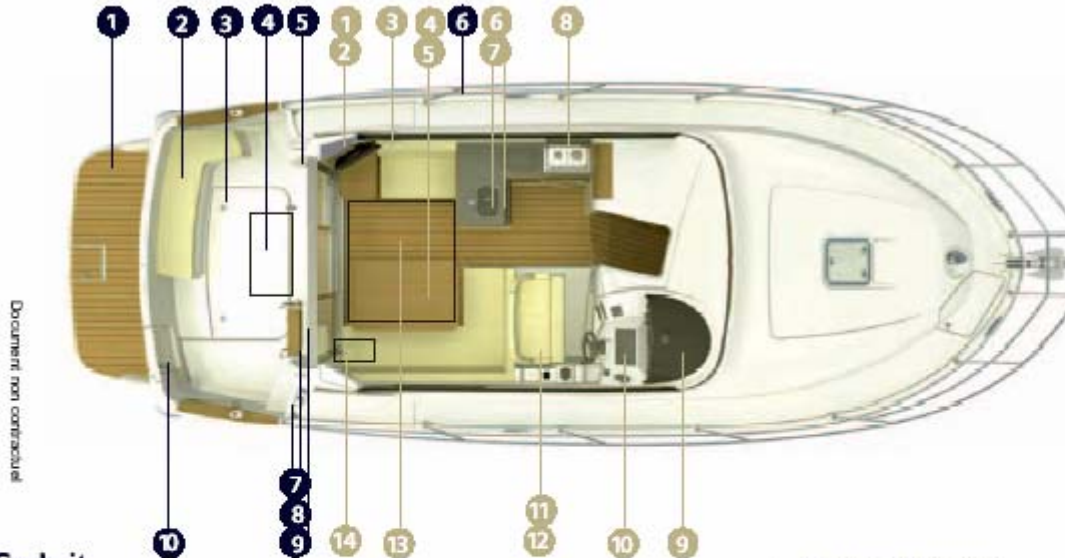
- 1** GRP arch support for radar
- 2** Grey translucent PMMA access door to flybridge
- 3** 1.95m x 1.40m sunbathing platform on flybridge
- 4** 30 L refrigerated icebox (option)
- 5** Flybridge saloon (4 seats)
- 6** Driving position with adjustable sliding seat, steering wheel, compass, position for electronics, fuel gauge, rev. counters, electric engine controls. Windlass, thruster and trim tab controls (options)

### Deck:

- 7** 1.95m x 1.69m sunbathing deck forward (option)
- 8** Opening hatch with mosquito screen
- 9** 1000 W electric windlass with up/down remote control (option)

- 10** Semi-open pulpit, coming back to access steps to side decks. Side decks width: 21cm (port) and 24cm (starboard)
- 11** Anchor well with cover
- 12** Scuppers on side decks

## Antarès 11



- 5 Stowage lockers under seats
- 6 Laminated grey work top – single bowl sink
- 7 88 L front opening refrigerator
- 8 2 burner hob/oven
- 9 Anti-reflection treatment with carbon type finish on console
- 10 Driving position with steering wheel, compass, rev. counters and electric engine controls. Windlass, thruster and trim tab controls (options).

### Cockpit:

Cockpit Headroom: 1.95m. Cockpit (1.93m x 3.40m (max.))

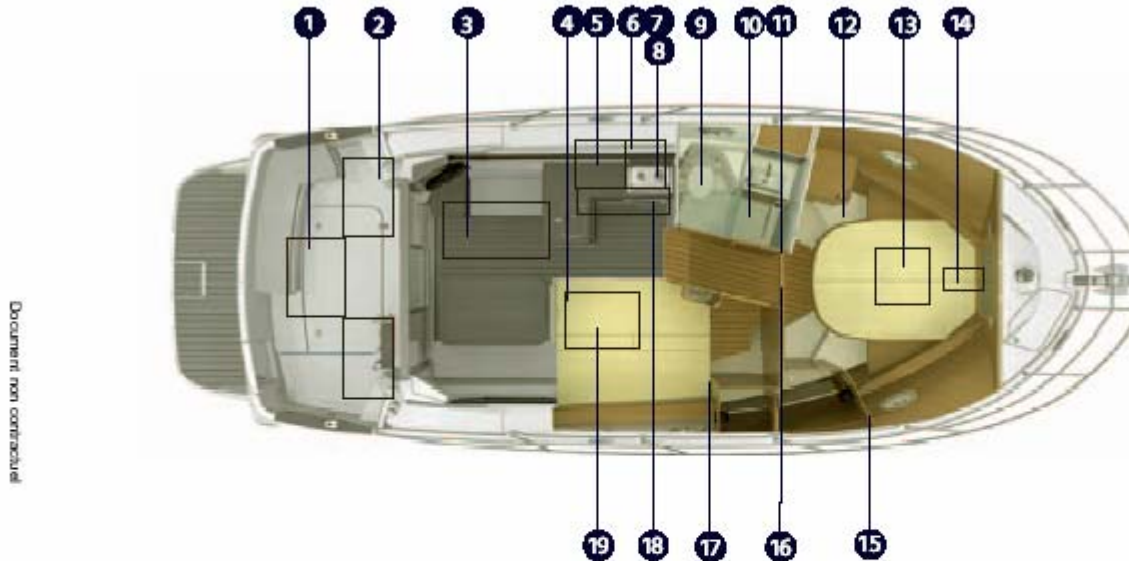
- |  |                     |  |
|--|---------------------|--|
| 1 1 m deep slatted solid natural wood transom bathing platform (option). Built-in bathing ladder | 4 Liferaft position | 8 Compact flybridge access ladder with 2 handrails |
| 2 Removable cockpit bench seat (option)  | 5 Gas locker        | 9 Translucent PMMA 3-panel panoramic window aft    |
| 3 1 locker in cockpit sole with 2 gas struts   | 6 Water deck filler | 10 Cockpit gate                                    |
|  | 7 Fuel deck filler  |  |

### Interior Layout:

Saloon Headroom: 1.96m

- |  |  |
|--|--|
| 1 Bar unit   | 11 Double bench seat Seated driver's position        |
| 2 Flat screen TV + DVD player (option)   | 12 Stowage locker under seat                         |
| 3 Settee with 2 removable seats  | 13 Access hatch to engine compartment with gas strut |
| 4 L-shaped settee (4-seater) – Wooden table convertible to double berth (1.80x1.30 m) (option) | 14 Cruisair 12000BTU air conditioning                |

## Antarès II



Document non contractuel

- |  |   |  |  |   |
|--|---|--|--|---|
| <p><b>Cockpit sole:</b></p> <p><b>1</b> 4Kva generator</p> <p><b>2</b> 2 x 325 L fuel tanks</p> <p><b>Engine Compartment:</b></p> <p><b>3</b> 2 Volvo D4 260 6 units. Access hatch via aft cabin</p> | <p><b>4 Technical Area:</b><br/>Access hatch via aft cabin</p> <p><b>5</b> 88 L rigid black water holding tank</p> <p><b>6</b> Water pump</p> <p><b>7</b> 25 L water heater</p> | <p><b>8</b> 40Ah charger (option)</p> <p><b>9 Head Compartment:</b><br/>Headroom: 1.98m<br/>Head compartment with marine toilet – 1 opening port</p> <p><b>10</b> Separate shower with GRP bowl and shower with flexible hose.</p> | <p><b>11</b> Head compartment access door</p> <p><b>12 Owner's Cabin:</b><br/>Headroom: 1.92m<br/>Double berth (2.00 x 1.50) – hanging locker – 2 opening ports – 1 opening hatch</p> <p><b>13</b> Access to space for Max Power SP80 bow thruster + 2 x 50Ah 12V batteries (option)</p> | <p><b>14</b> Cruisair 12000 BTU air conditioning (option)</p> <p><b>15</b> -Flat screen TV + DVD player (option)</p> <p><b>16</b> Sliding door</p> <p><b>17 Aft Cabin:</b><br/>Headroom: 1.94m<br/>Double berth (1.96 x 1.55) – hanging locker – 2 opening ports</p> <p><b>18</b> 3 x 12V 110 Ah batteries (standard)</p> <p><b>19</b> 325 L rotomoulded water tank</p> |
|--|---|--|--|---|