

Profile: Cruising and living aboard

- Above all, the boat for living aboard

Key features:

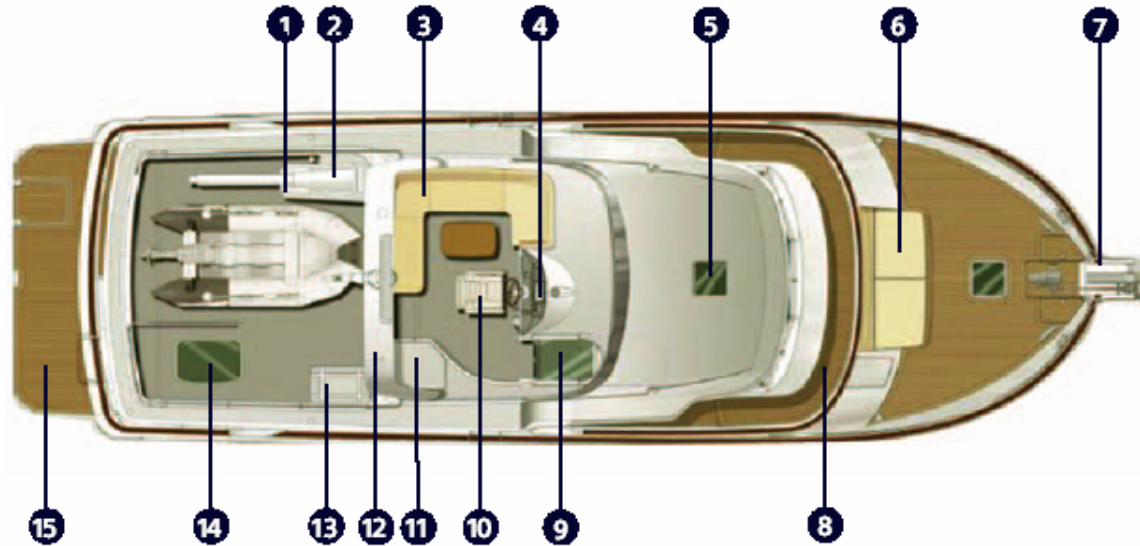
- **A large yacht**
- Large living space (81.7m² of usable space)
- Large, central, owner's cabin (12.7m²) with panoramic view over the sea
- 3 + 1 cabins, with a choice for the 3rd cabin (bunk berths - private office - large dressing room)
- Independent crew cabin with heads corner (optional), that is sleeping space for 6-10 persons
- Semi-planing hull designed by M. Joubert/B. Nivel/Chantiers Bénéteau
- Names guaranteeing exemplary sea-keeping qualities
- A hull type that guarantees increased performance for a Trawler (Anticipated 23 knots top speed, 18 knots cruising speed whilst ensuring good entry into the seas (marked V forward + flared bow)
- Interior design by P. Frutschi. Modern design and top of the range finish developed from the experience of customised maxi-yachts and applied to the Trawler 52
- Range (800L fresh water, 4000L diesel)
- 2 hull colours available (white - steel blue)



Non-contractual document



Non-contractual document



Cockpit/Deck

- 1** Flybridge aft deck (3.3 x 1.5m) with stainless steel surround. Storage for tender/large sunbathing platform.
- 2** Bezenzoni electric crane. Maximum load 400Kg (option)
- 3** Flybridge saloon (6 seats) converts into sunbathing platform (2.18 x 0.86m)
- 4** Central helm console with steering compass, 5-spoke stainless steel steering wheel, position for electronics, electric engine controls, rev. counter, rudder angle indicator, fuel gauge, 12V socket, controls for windlass, bow thruster, trim tabs.
- 5** Wheelhouse ventilation through T44 opening hatch
- 6** Forward bench, with 2 built-in storage lockers, can be used by one person for sunbathing (0.80 x 2.16 m)
- 7** Stainless steel dolphin nose + teak planking with double-roller bow fitting. 1500W electric windlass. 2 anchor lockers.
- 8** Safe movement around the boat by means of the "Portuguese bridge". Access door to forepeak to starboard side deck: 48cm wide
- 9** Main access steps to flybridge through the wheelhouse.
- 10** Very comfortable Bezenzoni pivoting pilot seat, with 3D adjustment and arm rests
- 11** Exterior galley with work surface, sink, stowage, 42L fridge (option), electric grill (option)
- 12** GRP arch supporting aerials, radome and flybridge bimini. Built-in spots and speakers.
- 13** Position for liferaft stowage (10 persons)
- 14** Secondary flybridge access ladder through the cockpit
- 15** Large bathing platform aft (1.32m deep)

BANGOR
(01248) 363 414
info@dickies.co.uk

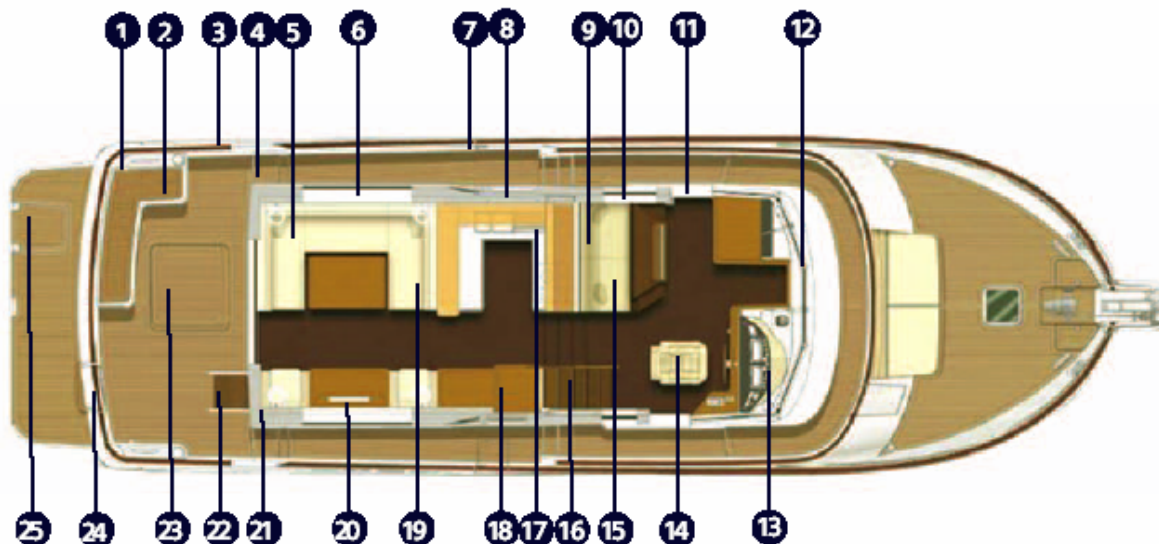
PWLLHELI
(01758) 701 828
pwlheli@dickies.co.uk

BRIGHTON
(01273) 675 755
brighton@dickies.co.uk

SWANSEA
(01792) 645 303
swansea@dickies.co.uk

SOUTHAMPTON
02380 211398
southampton@dickies.co.uk

Non-contractual document



Cockpit/Deck:

- | | | | | |
|--|---|---|--|--|
| <p>1 Capstans (options) for assisting berthing manoeuvres</p> <p>2 L-shaped teak slatted cockpit bench</p> <p>3 Teak bulwark to the entire cockpit topped with a stainless steel rail</p> <p>4 2 passageway doors protecting the cockpit from bad weather</p> <p>5 Air conditioning unit (option)</p> <p>6 Grey tinted PMMA opening side windows fitted with blinds.</p> | <p>7 2 gangway doors for disembarking onto the quay</p> <p>8 Gas locker in watertight locker accessible from the port side deck</p> <p>9 Air conditioning unit (option)</p> <p>10 Grey tinted PMMA opening side windows fitted with blinds.</p> <p>11 2 sliding side doors for access to side decks</p> <p>12 Windscreen in grey tinted glass</p> | <p>13 Helm position (headroom: 2.05m) with ergonomic console, covered with 'Landscape Dune' upholstery. Position for electronics, 2 Raymarine E120 screens (option), controls: Volvo electric engine controls, trim tabs, windlass and bow thruster. Leather-covered steering wheel, steering compass, engine repeaters with rev. counters, pressure indicators, temperature, fuel gauge, rudder angle indicator, radio CD/MP3 player, electric battery switches.</p> | <p>14 Very comfortable Bezenoni pilot seat with armrests</p> <p>15 Co-pilot's bench with flap, convertible to sea berth (1.73 x 0.55m)</p> <p>16 Ice maker (option)</p> <p>17 Large U-shaped galley (headroom: 1.99m) with work surface, hanging shelf unit, stainless steel double sink, drainer; 3-burner ceramic glass hob or gas hob, extractor hood, dishwasher; gas or microwave oven, stowage space, wastebin.</p> | <p>18 172L refrigerator + 42L freezer</p> <p>19 Large U-shaped saloon (headroom: 1.96m) convertible to double berth + 2 removable armchairs opposite. (Capacity: 7 persons)</p> <p>20 32" flat screen TV + DVD player built in to the bar unit (option). Electric system for raising TV screen.</p> <p>21 3rd engine control (option)</p> <p>22 Stainless steel ladder with teak steps – secondary access to flybridge</p> <p>23 Cockpit (2.18 x 4.36m) with access to machinery space/crew cabin assisted by 2 gas struts.</p> <p>24 Access gate to bathing platform.</p> <p>25 Teak slatted bathing platform with locker for built-in bathing ladder.</p> |
|--|---|---|--|--|

BANGOR
(01248) 363 414
info@dickies.co.uk

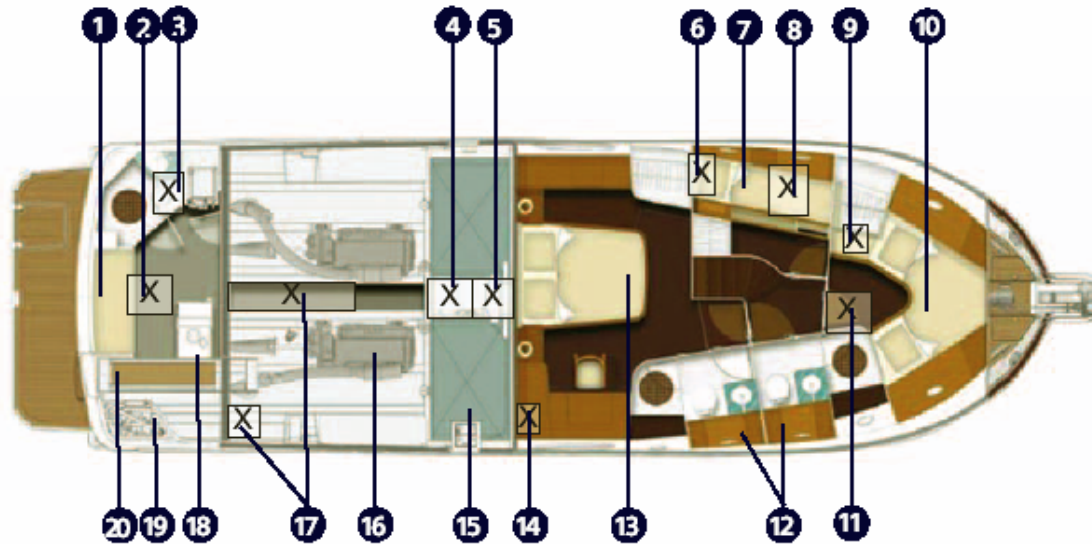
PWLLHELI
(01758) 701 828
pwlheli@dickies.co.uk

BRIGHTON
(01273) 675 755
brighton@dickies.co.uk

SWANSEA
(01792) 645 303
swansea@dickies.co.uk

SOUTHAMPTON
02380 211398
southampton@dickies.co.uk

Non-contractual document



Cockpit/Deck:

- | | | | |
|--|--|--|--|
| <p>1 Separate crew cabin (option), headroom: 1.80m. Bunk, heads corner with washbasin and mixer tap, shower tray and marine WC. Ventilation: 2 opening ports.</p> <p>2 Washing machine 5kg (option). Position in 3rd cabin version: dressing room</p> <p>3 Washing machine 5kg (option). Position in 3rd cabin version: dressing room</p> <p>4 60L electric water heater</p> | <p>5 95L/h water maker (option)</p> <p>6 Air conditioning units</p> <p>7 3rd cabin version available with bunk berths (1) or dressing room (2) or private office (3). Headroom: 1.95m. Ventilation: 2 opening hull ports.</p> | <p>8 Washing machine 5kg (option). Position in 3rd cabin version: dressing room</p> <p>9 Air conditioning units</p> <p>10 Forecabin. Headroom: 2.01m V-berths convertible to large double berth (2.0 x 2.10m at shoulder level). Marine mattresses. Hanging locker; stowage lockers. Ventilation: 2 hull opening ports + 1 opening deck hatch</p> | <p>11 Access to bow thruster + 2 x 75 Ah supply batteries</p> <p>12 2 head compartments (headroom: 1.95 to 1.99m) with separate shower compartments/WC. Washbasins, mixer taps, showers and electric WCs. One opening hull port in each compartment (x 4).</p> |
|--|--|--|--|

- 13** Owner's cabin. Headroom: 1.93m Central double berth (2.02 x 1.7 m). Slatted base and marine mattress. Large fixed panoramic hull ports with recessed opening ports. Hanging locker; plenty of stowage space and desk unit
- 14** Air conditioning unit.
- 15** 2 x 2000 L/u inter-connected fuel tanks
- 16** Machinery space (headroom: 1.44m) Engines: 2VOLVO D9 575HP units. 6 cylinders, 9.4 L cubic capacity. Inert gas system to safeguard the engines.
- 17** 4 x 75 Ah/u gel engine batteries
4 x 140 Ah/u gel service batteries
40 Ah battery charger.
- 18** 11 KVA generator. (option)
- 19** 140L black water tank. Suction by means of an electric pump system
- 20** Bezenzoni folding gangway (length: 2.90m or 3.5m)

BANGOR
(01248) 363 414
info@dickies.co.uk

PWLLHELI
(01758) 701 828
pwlheli@dickies.co.uk

BRIGHTON
(01273) 675 755
brighton@dickies.co.uk

SWANSEA
(01792) 645 303
swansea@dickies.co.uk

SOUTHAMPTON
02380 211398
southampton@dickies.co.uk

SPEED/FUEL CONSUMPTION TABLE

RPM on instrument panel	Engines not available for 2007/2008								
	YANMAR (370 hp)			VOLVO (310 hp)			VOLVO (300 hp)		
	Average speed on the radar in knots	Engine fuel consumption in litres per hour	Range in miles	Average speed on the radar in knots	Engine fuel consumption in litres per hour	Range in miles	Average speed on the radar in knots	Engine fuel consumption in litres per hour	Range in miles
idle 900	4,9	4,0	918	3,3	1,1	2250	5,2	1,3	3000
1000	5,6	4,5	933	5,7	4,3	994	5,9	2,5	1770
1500	8,0	10,0	600	8,1	8,2	740	8,3	8,1	769
2000	10,3	24,0	321	10,7	18,2	440	10,4	16,9	462
2200	12,1	30,7	295	12,6	22,8	414	12,1	22,5	403
2400	14,7	36,8	299	15,05	26,7	422	14,3	27,1	396
2600	16,6	44,0	283	17,2	32,0	403	16,7	31,3	400
2700	18,1	47,8	284						
2800	19,0	51,8	275	19,5	36,5	400	19,0	35,4	403
3000	21,0	62,5	252	21,7	44	370	21,4	39,7	404
3200	23,3	70,1	250	23,7	53	335	23,7	44,7	398
3400	24,8	75,3	247	26,5	60	331	25,8	50,7	382
Max							27,3	57,2	358

Non-contractual document